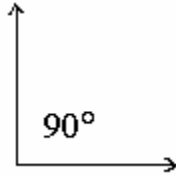
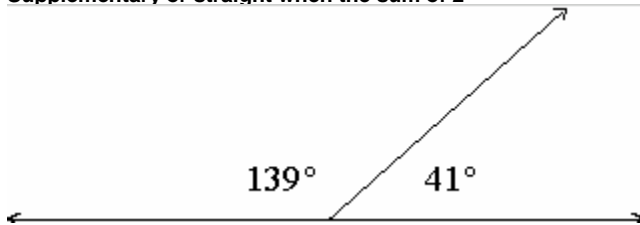


Angles

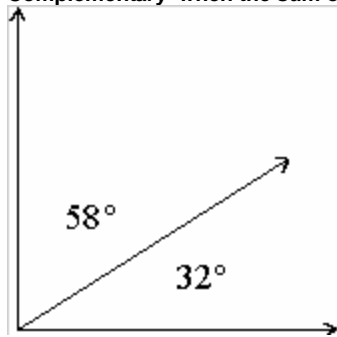
Right angles have 90 degrees.



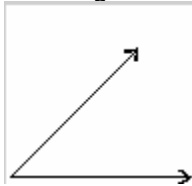
Supplementary or straight when the sum of 2



Complementary when the sum of 2 angles are 90 degrees.



Acute angles are less than 90 degrees.



Obtuse angles have greater than 90 degrees but less than 180

